

Equip Biblical Institute
Church Planting * Team Leadership * Pastors Institute
 2100 Greenfield Drive, El Cajon, CA 92019



105 Bible Interpretation Syllabus ©

Instructor:
 Teaching Site:
 Semester and Year:

Course Description


This course focuses on applying and teaching the principles of proper biblical interpretation: the literal, grammatical, historical method is contrasted with the allegorical method of interpretation. Topics include symbols, figures of speech, types, and the relationship of interpretation to application. Students will create a visual panorama and a written summary of the rules of biblical interpretation.

Course Design Comments

This course is designed to equip church starters, pastors, and Christian leaders with Bible knowledge, Christian character, servant leadership, and teaching experience with the goal of life-change. It addresses the diverse learning styles of adults through active discussion, charts, visuals, Internet research, team-building, and project-based learning. To ensure transfer of credit, changes to this course syllabus must be approved by both Equip Biblical Institute and Southern California Seminary. *Suggestions for improving course design and content are appreciated.*



Required Textbooks

1. The Holy Bible. A translation, such as the *New International Version*, the *New American Standard Version*, or the *New King James Version* is recommended for study. A paraphrase, such as *The Message*, or the *New Living Translation* is recommended for enhanced understanding.
2. Dr. Roy B. Zuck. *Basic Bible Interpretation: A Practical Guide to Discovering Biblical Truth*. Wheaton, IL: Victor, 2002. 9780781438773
<http://www.bestwebbuys.com/9780781438773>
3. Dr. Ralph Gower. *The New Manners and Customs of Bible Times*. Chicago, IL: Moody, 2005. 9780802459657
<http://www.bestwebbuys.com/9780802459657>



Recommended Textbooks

4. Dr. Howard Hendricks and William Hendricks. *Living by the Book*, 2nd ed. Chicago: Moody, 2007. 9780802408235
5. Dr. Charles R. Swindoll. *Insight's Bible Companion: Practical Helps for Better Study*. Anaheim, CA: Insight for Living, 1998. 9781579722371
6. Dr. Rick Warren. *Rick Warren's Bible Study Methods: Twelve Ways You Can Unlock God's Word*. Grand Rapids, MI: Zondervan, 2006. 9780310273004
<http://www.bestwebbuys.com/9780310273004>



Internet Resources

<http://www.helpmewithbiblestudy.org/index.html>

Books may be ordered through a local bookstore or on the Internet.
 To receive the MS Word version of the portfolio email the professor.

Learning Outcomes

The student who successfully completes this course will be able to:


1. Utilize the appropriate procedures for interpreting and applying Scripture.
2. Explain how errors develop from faulty hermeneutics.
3. Develop an objective approach to the study of Scripture, rather than a subjective one.
4. Defend the use of the normal (literal) method of the interpretation of Scripture.
5. Summarize figures of speech used in the Bible.
6. Contrast the end results of interpreting the Scriptures literally and figuratively.
7. Interpret and apply a Bible passage using the correct principles of interpretation.
8. Contribute to a group presentation on the rules for biblical application.
9. Present a typed double-spaced, four-page sermon or a panorama of the rules for interpreting and applying the Bible.
10. Create a typed illustrated booklet on Interpretation of 1 Peter.

Methods of Instruction

Instruction emphasizes active learning, project-based learning, collaborative team-based learning, reflection, discussion, interactive lecture, story-telling, drama, visuals, PowerPoint, quizzes, and exams with the goal of long-term and real-world learning that results in life-change and leading healthy churches. The major pedagogical premise of this course is that students should be treated like the professionals they are becoming. Dr. Gary C. Woods has served as the Bible Department Chairman and Registrar at Southern California Seminary. Dr. Woods has taught for Liberty University and Luther Rice Seminary. He has a Doctor of Education in Technology and Learning from Alliant International University, a Master of Divinity in Missions from Southwestern Baptist Theological Seminary, and a Bachelor of Science in Cross-Cultural and Pastoral Ministry from Liberty University. He has served as a Southern Baptist pastor and church planter with the North American Mission Board. In 2008 Dr. Woods was elected to the Board of Grossmont Union High School District in San Diego with over 20,000 students.



Authentic learning involves observation, interpretation, and application. The goal of *balanced instruction* is to address the learning strengths of diverse adult learners, including verbal, visual, musical, logical, kinesthetic, reflective, interpersonal, natural, and spiritual. *Student-centered instruction* is most effective when it impacts the mind, the will, and the emotions. *TEAM-based Learning*: Students are encouraged to study in teams before or after class for at least one hour per week working on study skills, application skills, individual projects, and group projects. Students do not give answers to co-learners, but help them learn how to find the answers. Everyone contributes to the learning process. **TEAM = Together Everyone Accomplishes More**



In this course students are mentored by **Dr. Roy Zuck**, former professor at Dallas Seminary and editor of the journal *Bibliotheca Sacra*. Titles: *Basic Bible Interpretation*, *Bible Knowledge Commentary*, *A Biblical Theology of the New Testament*, *A Biblical Theology of the Old Testament*, *Dictionary of the Occult and the New Age*, *Precious in His Sight*, *Rightly Divided*, *Spirit-Filled Teaching*, *Teaching as Jesus Taught*, *Teaching as Paul Taught*, *Teaching with Spiritual Power*, and *Understanding Christian Theology*.

Student Requirements

First, successfully complete the **quizzes** in the Portfolio before class. This will assist student-leaders in focusing on core information and developing the time-on-task study skills and writing skills essential to effective learning and long-term memory.

Second, maintain the **journal** in the Portfolio. (1) What is God teaching you in this session? (2) How are you going to apply these concepts to your life, family, and ministry? (3) How can your church apply these concepts to making disciples and developing leaders? This will assist student-leaders in developing reflection, application, and decision-making skills essential to spiritual growth.

Third, each session **discuss** the quizzes and journal in the Portfolio. (1) What are we as a group learning about the Bible and transformational leadership in this course? (2) How can we as leaders apply these concepts to our lives, families, and ministries? (3) How can our churches apply these concepts to making disciples and developing leaders? This will assist student-leaders in developing the relational, speaking, and creative/critical thinking skills essential to effective teaching and servant-leadership.

Fourth, complete the **final exam** in the Portfolio. Summarize how to interpret the Bible in 1,000 words. This will assist student-leaders in developing long-term memory through multiple reviews of the core material and in focusing on transformational leadership and teaching skills. This will serve as the basis for the booklet or term paper. Week 11

Fifth, contribute to a **group presentation** on **Rules for Applying the Bible** based on textbooks, online articles, course notes, and other sources. This group project can be a PowerPoint presentation, dramatic skit, role-play, set of charts or drawings. Group presentations will be given on week 12 (15-20 minutes). This will assist student-leaders in developing the creative/critical thinking and teamwork skills essential to effective Bible interpretation and application. Week 12

Sixth, present a typed double-spaced, four-page **sermon manuscript** or **individual project** titled **Panorama of Bible Application** based on the books in the bibliography, textbooks, online articles, course notes, and other sources. The individual project can be a sermon manuscript, booklet, chart, collage, dramatic reading, graphic organizer, monologue, outline, painting, poem, PowerPoint, scroll, song, timeline, or webpage (10 minutes). This will assist student-leaders in developing their learning and teaching style skills essential to effective servant-leadership. Week 13

Seventh, create a typed **booklet** or **term paper** titled **How to Interpret the Bible** based on textbooks, online articles, course notes, and other sources. Be sure to footnote all the ideas, paraphrases, and direct quotes in your paper, whether from books or the Internet. Booklet should be 2,000-3,000 words in length. Text should be single-spaced. Font should be Times New Roman 12. Begin with an introduction and conclude with an application or call for commitment. Include illustrations and charts. This will assist student-leaders in developing the creative/critical thinking and writing skills essential to effective Christian living, teaching, and servant-leadership. Week 14

Course Objective. Our mission is to bring glory to God by assisting local churches to equip believers of various cultures and languages to live and minister biblically based on the inerrant Word of God. This equipping includes Bible knowledge, Christian character, and ministry skills. The objective is to take student-leaders from where they are and move them to where they need to be. Students will learn how (1) to read with their brains, (2) to remember what they have read, (3) to sharpen their thoughts through journaling, (4) to speak effectively before others, (5) to work as learning teams of leaders, and (5) to biblically apply what they are learning to life, family, and ministry. Adults learn in multiple ways and so this course incorporates multiple learning styles. According to the **Cone of Learning**, writing, discussing, and applying are more effective learning strategies than the passive lecture used in most schools. The portfolio is foundational to learning because students remember more of what they write, discuss, and apply. By applying these concepts of champion learners, students will experience transformational growth. We are entering difficult times—this course will prepare you for them. Welcome to the disciple-making process, team leadership development, and Bible interpretation!

Sequence of Instruction

Read the table like this, “At Session ____ on _____, the scheduled session content is _____, and the assignment **due that session** is _____.”

Session	Date	Session Content	Assignment Due
1		<p>Introduction to Bible Interpretation. The Baptist Faith and Message The Chicago Statement on Biblical Inerrancy</p> <p>Go over this Syllabus and the Portfolio. Grade and discuss Portfolio quiz questions. Discuss and complete Portfolio journal reflections. Group Activity: Create a visual summary of the Introduction to Bible Interpretation. Demonstrate examples of the following: Rules for Applying the Bible Panorama of Bible Application How to Interpret the Bible</p>	<ul style="list-style-type: none"> <input type="checkbox"/> Print 105 Biblical Interpretation Portfolio. <input type="checkbox"/> Read the Chicago Statement on Biblical Inerrancy http://www.namb.net/site/pp.asp?c=9qKILUOzEph&b=238325 <input type="checkbox"/> Read the <i>Baptist Faith and Message</i> http://www.sbc.net/printfriendly.asp <input type="checkbox"/> Skim <i>Basic Bible Interpretation</i> by Zuck. <input type="checkbox"/> Skim Clothing and Dwellings pages 10-39 in <i>Manners and Customs</i> by Gower. <input type="checkbox"/> Type the answers to the Portfolio take-home quiz and journal in preparation for the discussion and group activity. <input type="checkbox"/> Subscribe to the free online Christian Bible Studies Newsletter http://www.christianitytoday.com/lyris/subscribe/biblestudies.html
2		<p>The What and Why of Bible Interpretation</p> <p>Grade and discuss Portfolio quiz questions. Discuss and complete Portfolio journal reflections. Group Activity: Create a visual summary of the what and why of Bible interpretation.</p>	<ul style="list-style-type: none"> <input type="checkbox"/> Study <i>Basic Bible Interpretation</i> chapter 1. <input type="checkbox"/> Skim Domestic Activities and Food pages 40-53 in <i>Manners and Customs</i> by Gower. <input type="checkbox"/> Type answers to the Portfolio quiz and journal in preparation for the class discussion and group activity.
3		<p>Bible Interpretation—Then and Now</p> <p>Grade and discuss Portfolio quiz questions. Discuss and complete Portfolio journal reflections. Group Activity: Create a visual summary of the Bible interpretation—then and now.</p>	<ul style="list-style-type: none"> <input type="checkbox"/> Study <i>Basic Bible Interpretation</i> chapter 2. <input type="checkbox"/> Skim The Family and Education pages 54-81 in <i>Manners and Customs</i> by Gower. <input type="checkbox"/> Type answers to the Portfolio quiz and journal in preparation for the class discussion and group activity.
4		<p>Whose View Is Valid?</p> <p>Grade and discuss Portfolio quiz questions. Discuss and complete Portfolio journal reflections. Group Activity: Create a visual summary on “Whose View Is Valid?”</p>	<ul style="list-style-type: none"> <input type="checkbox"/> Study <i>Basic Bible Interpretation</i> chapter 3. <input type="checkbox"/> Skim Agriculture and Collecting Food pages 82-122 in <i>Manners and Customs</i> by Gower. <input type="checkbox"/> Type answers to the Portfolio quiz and journal in preparation for the class discussion and group activity.
5		<p>Bridging the Cultural Gap</p>	<ul style="list-style-type: none"> <input type="checkbox"/> Study <i>Basic Bible Interpretation</i> chapter

Session	Date	Session Content	Assignment Due
		Grade and discuss Portfolio quiz questions. Discuss and complete Portfolio journal reflections. Group Activity: Create a visual summary on the cultural gap.	4. <input type="checkbox"/> Skim <i>Shepherding</i> pages 123-134 in <i>Manners and Customs</i> by Gower. <input type="checkbox"/> Type answers to the Portfolio quiz and journal in preparation for the class discussion and group activity.
6		Bridging the Grammatical Gap Grade and discuss Portfolio quiz questions. Discuss and complete Portfolio journal reflections. Group Activity: Create a visual summary on the grammatical gap.	<input type="checkbox"/> Study <i>Basic Bible Interpretation</i> chapter 5. <input type="checkbox"/> Skim <i>Craftsmen and Traders</i> pages 135-167 in <i>Manners and Customs</i> by Gower. <input type="checkbox"/> Type answers to the Portfolio quiz and journal in preparation for the class discussion and group activity. <input type="checkbox"/> Use the Keyword Search at Bible Gateway and share your results with your learning team. http://www.biblegateway.com/
7		Bridging the Literary Gap Figures of Speech Grade and discuss Portfolio quiz questions. Discuss and complete Portfolio journal reflections. Group Activity: Create a visual summary on the literary gap or a chart on figures of speech.	<input type="checkbox"/> Study <i>Basic Bible Interpretation</i> chapters 6-7. <input type="checkbox"/> Skim <i>Towns and Travel</i> pages 170-215 in <i>Manners and Customs</i> by Gower. <input type="checkbox"/> Type answers to the Portfolio quiz and journal in preparation for the class discussion and group activity.
8		Types and Symbols Parables and Allegories Grade and discuss Portfolio quiz questions. Discuss and complete Portfolio journal reflections. Group Activity: Create a visual summary of types or on symbols or a chart on parables. Mid-Term Celebration. Bring family and friends.	<input type="checkbox"/> Study <i>Basic Bible Interpretation</i> chapters 8-9. <input type="checkbox"/> Skim <i>Hospitality and Political Groupings</i> pages 214-239 in <i>Manners and Customs</i> by Gower. <input type="checkbox"/> Type answers to the Portfolio quiz and journal in preparation for the class discussion and group activity. <input type="checkbox"/> Enroll in the next course and order textbooks.
9		Interpreting Prophecy Grade and discuss Portfolio quiz questions. Discuss and complete Portfolio journal reflections. Group Activity: Create a visual summary on interpreting prophecy.	<input type="checkbox"/> Study <i>Basic Bible Interpretation</i> chapter 10. <input type="checkbox"/> Skim <i>Government and Warfare</i> pages 240-273 in <i>Manners and Customs</i> by Gower. <input type="checkbox"/> Type answers to the Portfolio quiz and journal in preparation for the class discussion and group activity.
10		Use of the OT in the New Testament	<input type="checkbox"/> Study <i>Basic Bible Interpretation</i> chapter

Session	Date	Session Content	Assignment Due
		<p>Applying God's Word Today Grade and discuss Portfolio quiz questions. Discuss and complete Portfolio journal reflections. Group Activity: Create a visual summary on the use of the Old Testament in the New Testament.</p>	<p>11-12.</p> <ul style="list-style-type: none"> <input type="checkbox"/> Skim Leisure and Religion pages 274-335 in <i>Manners and Customs</i> by Gower. <input type="checkbox"/> Type answers to the Portfolio quiz and journal in preparation for the class discussion and group activity.
11		<p>Final Examination Grade and discuss Portfolio final exam and journal. Group Activity: Prepare for Group Presentations.</p>	<ul style="list-style-type: none"> <input type="checkbox"/> Complete the Final Exam in the Portfolio. <input type="checkbox"/> Work with your group in preparing to team-teach a group presentation using PowerPoint or handouts.
12		<p>Group Presentations: Students will team-teach in a group presentation, Rules for Applying the Bible. Bring family and friends.</p>	<ul style="list-style-type: none"> <input type="checkbox"/> Prepare for group presentations: Rules for Applying the Bible.
13		<p>Individual Projects: Each student will present a project, Panorama of Bible Application. Bring family and friends.</p>	<ul style="list-style-type: none"> <input type="checkbox"/> Complete individual project: Panorama of Bible Application.
14		<p>Present Booklet or Term Paper: Each student will present a booklet, How to Interpret the Bible. Submit Portfolio for grading. Bring family and friends.</p>	<ul style="list-style-type: none"> <input type="checkbox"/> Complete booklet or term paper: How to Interpret the Bible. <input type="checkbox"/> Distribute the textbooks for the next course.
15		<p>Optional Team-Building Fellowship Activity. Bring family and friends.</p>	

Notice: EBI holds to the [Baptist Faith and Message](#). The inclusion of articles, books, or external links in this list does not imply that the opinions expressed represent the official position of EBI. Primary resources dealing with cults, denominations, education, liberalism, postmodernism, secular culture, and world religions may be included.

Webliography: Biblical Interpretation External Links

1. Apologetics Index Eight Rules of Bible Interpretation <http://www.apologeticsindex.org/b02.html>
2. Baptist Faith and Message <http://www.sbc.net/printfriendly.asp>
3. Basics of the Bible Interpretation <http://www.bible-interpretation.com/>
4. Bible Atlas Online <http://anova.org/sev/atlas/html/>
5. Bible Bulletin Board <http://www.biblebb.com/>
6. Bible History <http://www.bible-history.com/>
7. Bible Land Photos <http://bibleplaces.com/>
8. Bible Study Resources www.bible.org
9. Blue Letter Bible Timeline <http://www.blueletterbible.org/study/parallel/timeline/index.html>
10. Blue Letter Bible Study Tools/Charts <http://www.blueletterbible.org/study/>
11. Christian Apologetics and Research Ministry Interpretation <http://www.carm.org/bible/interpret.htm>

12. Christianity Today <http://www.christianitytoday.com>
13. Christian Classics Ethereal Library "World Wide Study Bible" <http://www.ccel.org/wwsb/>
14. Crosswalk.com Bible study tools <http://www.biblestudytools.net/>
15. E-sword.net Bible study tools <http://www.e-sword.net/>
16. Holy Land Photos <http://www.holylandphotos.org/>
17. John MacArthur How to Study the Bible <http://www.biblebb.com/files/MAC/90-157.HTM>New Testament Gateway articles <http://www.ntgateway.com/>
18. Old Testament Gateway <http://www.otgateway.com/>
19. OnePlace.com Bible Study Tools <http://bible.oneplace.com/>
20. Online Bible links <http://www.onlinebible.net/links.html>
21. Probe Ministries <http://www.probe.org/content/view/688/149/>
22. Ron Rhodes Interpreting Scripture <http://home.earthlink.net/~ronrhodes/Interpretation.html>
23. Shadow Mountain Community Church www.shadowmountain.org
24. Turning Point Hot Topics http://www.turningpointradio.org/hot_topics.html
25. Understanding the Bible http://www.inplainsite.org/html/Page6_understanding_bible.html
26. Willmington's Bible Study Library (Theology and Bible Book Summaries) http://www.churchplantingvillage.net/site/c.iiJTKZPEJpH/b.784509/k.67FF/Wilmingtons_Bible_Study_Library_1_2.htm

The child of God should rest in the knowledge that our Father in heaven has a plan—and He is never late. —David Jeremiah

Course Bibliography

- Berkhof, Louis. *Principles of Biblical Interpretation*. Grand Rapids, MI: Baker, 1950.
- Brega, James. *How to Study the Bible*. Portland, OR: Multnomah, 1982. 0930014723
- Briggs, Charles Augustus. *A General Introduction to the Study of the Holy Scripture*. Grand Rapids, MI: Baker, 1970.
- Dockery, David S. and George Guthrie. *The Holman Guide to Interpreting the Bible*. Nashville, TN: Broadman & Holman, 2004. 0805428585
- Dyck, Elmer, Gordon D. Fee, J. I. Packer, Craig M. Gay, Loren Wilkinson, James Houston, and Eugene Peterson. *The Act of Bible Reading*. Downers Grove, IL: InterVarsity. 0830816232
- Henrichsen, Walter. *A Layman's Guide to Interpreting the Bible*. Grand Rapids, MI: Zondervan, 1985.
- Hendricks, Howard, and William Hendricks. *Living by the Book*, 2nd ed. Chicago: Moody, 2007. 0802408230
- Hendricks, Howard, and William Hendricks. *Living by the Book Workbook: The Art and Science of Reading the Bible*. Chicago: Moody, 2007. 0802495389
- McQuilkin, J. Robertson. *Understanding and Applying the Bible*. Chicago: Moody Press, 1983.
- Mickelsen, A. Berkeley. *Interpreting the Bible*. Grand Rapids, MI: Wm. B. Eerdmans, 1963.
- Radmacher, Earl D, and Robert D. Preus, eds. *Hermeneutics, Inerrancy, and the Bible*. Grand Rapids, MI: Academie, 1984. 0310370817
- Ramm, Bernard. *Protestant Biblical Interpretation*, 3rd ed. Grand Rapids, MI: Baker, 1979.
- Ryken, Leland. *How to Read the Bible as Literature*. Grand Rapids, MI: Zondervan, 1984. 0310390214
- Schultz, Samuel, and Morris Inch, eds. *Interpreting the Word of God*. Chicago: Moody, 1976.
- Tan, Paul Lee. *The Interpretation of Prophecy*. Winona Lake, IN: BMH Books, Inc., 1974.
- Trench, Richard C. *Notes on the Parables of Our Lord*. Grand Rapids, MI: Baker, 1948.
- Trench, Robert C. *Synonyms of the New Testament*. Grand Rapids, MI: Wm. B. Eerdmans, 1950.
- Virkler, Henry A. *Hermeneutics: Principles and Processes of Biblical Interpretation*. Grand Rapids, MI: Baker, 1981.
- Warren, Rick. *Rick Warren's Bible Study Methods: Twelve Ways You Can Unlock God's Word*. Grand Rapids, MI: Zondervan, 2006. 0310273005

Zuck, Roy B. *Basic Bible Interpretation: A Practical Guide to Discovering Biblical Truth*. Wheaton, IL: Victor, 1991. 0896938190

Transfer of Credits to Southern California Seminary

To transfer credits from Equip Biblical Institute to Southern California Seminary, students must present a complete portfolio of their course work. The portfolio consists of the quizzes, journal reflections, booklets or term papers, and exams for each course. Upon successful completion of the course, students may transfer units into the Bachelor of Arts in Biblical Studies degree. If the portfolio for a course is not complete, the credits may not be transferable.

Attendance Policy. Attending class on time is important to receive the most out of the course. Entering class late disrupts the learning process of all students. Students are permitted three absences for a 14-week semester course. For the semester (28 classroom hours plus 56 homework hours) courses, more than 10 minutes late is a *Tardy*; more than 20 minutes late is an *Absence*. Two tardies count as one absence. College credit cannot be transferred to Southern California Seminary when a student misses four or more class sessions. A grade of NC (No Credit) will be recorded when a student misses four sessions or does not complete coursework on time. Exceptions must be *approved in writing* by the class instructor, the Site Director, and the Director of Equip Biblical Institute and will involve additional assignments mandated by Equip Biblical Institute. Students who attend all 14 sessions will receive 100 points.



Equip Biblical Institute
Church Planting * Team Leadership * Pastors Institute
 2100 Greenfield Drive, El Cajon, CA 92019



Grade Report

This is an official document and must be typed or computer-generated.

--	--

Today's Date

Name of EBI Teaching Site

--	--	--

First

Middle

Full Last Name

--	--	--	--

Street

City

State/Country

Zip

--	--	--

Home Phone

Cell or Work Phone

Email

Semester: Fall (September-December) Spring (January-April) Summer (May-August)

Year: _____

Check if any information above needs to be updated.

Course Code	Course Title	Name of Instructor	Start Date	End Date	Units	Grade
105	Bible Interpretation				2	

X	
---	--

This student earned the above grade.

Student Signature

Date

Instructor Signature

Printed Name

Date

Site Director Signature

Printed Name

Date

Order textbooks at least six weeks before the course starts.

- (1) The Professor will grade the **Portfolio** and return it to the student with his grade.
- (2) The Site Director will sign and keep a copy of this **Grade Report** in the teaching site files.
- (3) The Site Director will mail or email this **Grade Report** to gwoods@socalsem.edu.

Equip Biblical Institute
 Dr. Gary C. Woods
 2100 Greenfield Drive
 El Cajon, CA 92019-1161