

Equip Biblical Institute
Church Planting * Team Leadership * Pastors Institute
 2100 Greenfield Drive, El Cajon, CA 92019



111 Church Starting Syllabus ©

Instructor:
 Teaching Site:
 Semester and Year:

Course Description



This course focuses on how to teach the steps to start a church. Topics include receiving a vision, enlisting a team, finding a place, finding receptive people, evangelizing nonbelievers, building a core group, and launching the new church. Special emphasis is given to the questions church starters need to answer, and contemporary church starting models. Students will create a checklist and an action plan for starting a church.

Course Design Comments

This course is designed to equip church starters, pastors, and leaders with Bible knowledge, Christian character, servant leadership, and teaching experience with the goal of life-change. It addresses the diverse learning styles of adults through active discussion, charts, visuals, Internet research, team-building, and project-based learning. To ensure transfer of credit, changes to this course syllabus must be approved by both Equip Biblical Institute and Southern California Seminary. *Suggestions for improving course design and content are appreciated.*



Required Textbooks

1. The Holy Bible. A translation, such as the *New International Version*, the *New American Standard Version*, or the *New King James Version* is recommended for study. A paraphrase, such as the *New Living Translation* is recommended for enhanced understanding.
2. Tom Cheyney, David Putman, and Van Sanders, eds. *Seven Steps for Planting Churches*. Alpharetta, GA: North American Mission Board, SBC, 2003.
www.churchplantingvillage.net www.namb.net/catalog 1 (866) 407-6262
3. Ralph Moore. *Starting a New Church: The Church Planter's Guide to Success*. Ventura, CA: Regal, 2002. 9780830729661
<http://www.bestwebbuys.com/9780830729661>
4. Lyle E. Schaller and Edward Lee Tucker. *44 Questions for Church Planters*. Nashville, TN: Abingdon, 1991. 9780687132843
<http://www.bestwebbuys.com/9780687132843>



Recommended Resources

1. Aubrey Malphurs. *Planting Growing Churches for the 21st Century: A Comprehensive Guide for New Churches and Those Desiring Renewal*, 3rd ed. Grand Rapids, MI: Baker Books, 2004. 9780801065149
<http://www.bestwebbuys.com/9780801065149>
2. Ron Sylvia. *Starting High Definition Churches*. High Definition Resources, 2004. 9780975450901



Internet Resources <http://www.churchplantingvillage.net/> <http://www.aacconsulting.com/mcn/>
www.namb.net www.pastors.com

Books may be ordered through a local bookstore or on the Internet.
 To receive the MS Word version of the portfolio email the professor.

Learning Outcomes

The student who successfully completes this course will be able to:


1. Identify the 13 behaviors found in successful church starters.
2. Articulate the power of shared vision.
3. Define a church starting focus group.
4. Develop a church starting team based on servant leadership.
5. Identify church starting resources: relationships and finances.
6. Evangelize unreached people.
7. Launch public ministry: church starting approaches.
8. Mobilize and multiply ministry: discipleship approaches.
9. Identify the common issues and errors related to starting a new church.
10. Contribute to a group presentation on starting churches.
11. Present a typed illustrated sermon and/or checklist for starting a new church.
12. Create a typed illustrated action plan for starting a church.

Methods of Instruction

Instruction emphasizes active learning, project-based learning, collaborative team-based learning, reflection, discussion, interactive lecture, story-telling, drama, visuals, PowerPoint, quizzes, and exams with the goal of long-term and real-world learning that results in life-change and leading healthy churches. The major pedagogical premise of this course is that students should be treated like the professionals they are becoming. Dr. Gary C. Woods has served as the Bible Department Chairman and Registrar at Southern California Seminary. Dr. Woods has taught for Liberty University and Luther Rice Seminary. He has a Doctor of Education in Technology and Learning from Alliant International University, a Master of Divinity in Missions from Southwestern Baptist Theological Seminary, and a Bachelor of Science in Cross-Cultural and Pastoral Ministry from Liberty University. He has served as a Southern Baptist pastor and church planter with the North American Mission Board. In 2008 Dr. Woods was elected to the Board of Grossmont Union High School District in San Diego with over 20,000 students.



Authentic learning involves observation, interpretation, and application. The goal of *balanced instruction* is to address the learning strengths of diverse adult learners, including verbal, visual, musical, logical, kinesthetic, reflective, interpersonal, natural, and spiritual. *Student-centered instruction* is most effective when it impacts the mind, the will, and the emotions. *TEAM-based Learning*: Students are encouraged to study in teams before or after class for at least one hour per week working on study skills, application skills, individual projects, and group projects. Students do not give answers to co-learners, but help them learn how to find the answers. Everyone contributes to the learning process. **TEAM = Together Everyone Accomplishes More**



In this course students are mentored by **Dr. Ralph Moore**, the founding pastor of Hope Chapel in Hermosa Beach, California, and Hope Chapel Kaneohe Bay in Hawaii. Beginning with just 12 people, the Hope Chapel movement has planted roughly 300 churches around the world. Ralph travels extensively, providing church leaders around the world with biblical tools for spreading the gospel and planting churches.

Students are also mentored by **Dr. Lyle E Schaller**, the country's leading interpreter of congregational systems and their vitality. He has been called the "dean of church consultants" and voted the most respected observer of the American church scene.

<http://jmm.aaa.net.au/articles/8238.htm>



Student Requirements

First, successfully complete the **quizzes** in the Portfolio before class. This will assist student-leaders in focusing on core information and developing the time-on-task study skills and writing skills essential to effective learning and long-term memory.

Second, maintain the **journal** in the Portfolio. (1) What is God teaching you in this session? (2) How are you going to apply these concepts to your life, family, and ministry? (3) How can your church apply these concepts to making disciples and developing leaders? This will assist student-leaders in developing reflection, application, and decision-making skills essential to spiritual growth.

Third, each session **discuss** the quizzes and journal in the Portfolio. (1) What are we as a group learning about the Bible and transformational leadership in this course? (2) How can we as leaders apply these concepts to our lives, families, and ministries? (3) How can our churches apply these concepts to making disciples and developing leaders? This will assist student-leaders in developing the relational, speaking, and creative/critical thinking skills essential to effective teaching and servant-leadership.

Fourth, complete the **final exam** in the Portfolio. Summarize starting a new church in 1,000 words. This will assist student-leaders in developing long-term memory through multiple reviews of the core material and in focusing on transformational leadership and teaching skills. This will serve as the basis for the booklet or term paper. Week 11

Fifth, contribute to a **group presentation** titled **Steps for Starting Churches**, based on textbooks and other resources. This group project can be a PowerPoint presentation, dramatic skit, role-play, set of charts, or drawings (15-20 minutes). This will assist student-leaders in developing the creative/critical thinking and teamwork skills essential to effective teaching and servant-leadership. Week 12

Sixth, present a typed **sermon manuscript** or **individual project** titled **Checklist for Starting a Church** based on textbooks, online articles, course notes, and other sources. The individual project is a checklist/timeline for starting a church for use with training church starting teams (10-minute class presentation). This will assist student-leaders in developing their learning and teaching style skills essential to effective servant-leadership. Week 13

Seventh, create a typed **booklet** or **term paper** titled **Action Plan for Starting a New Church** based on textbooks, online articles, course notes, and other sources. Be sure to *footnote all the ideas, paraphrases, and direct quotes in your paper*, whether from books or the Internet. Booklet should be at least 3,000 words in length. Text should be single-spaced. Font should be Times New Roman 12. Begin with an introduction and conclude with an application or call for commitment. Include illustrations and charts. This will assist student-leaders in developing the creative/critical thinking and writing skills essential to effective living, teaching, preaching, and servant-leadership. Week 14

Course Objective. The mission is to bring glory to God by assisting local churches to equip believers of various cultures and languages to live and minister biblically based on the inerrant Word of God. The course objective is to take student-leaders from where they are and move them to where they need to be. Students will learn how (1) to read with their brains, (2) to remember what they have read, (3) to sharpen their thoughts through journaling, (4) to speak effectively before others, (5) to work as learning teams of leaders, and (5) to biblically apply what they are learning to life, family, and ministry. Adults learn in multiple ways and so this course incorporates multiple learning styles. By applying these concepts of champion learners, students will improve with each course they take as they are equipped in Bible knowledge, Christian character, and ministry skills. Welcome to church starting.

Sequence of Instruction

Read the table like this, “At Session ____ on _____, the scheduled session content is _____, and the assignment **due that session** is _____.”

Session	Date	Session Content	Assignment Due
1		<p>Step 1: Receive a Vision from God Step 2: Identify and Define the Church Planting Focus Group Go over this Syllabus and the Portfolio. Grade and discuss Portfolio quiz questions. Discuss and complete Portfolio journal reflections. Group Activity: Create an Overview of Starting a New Church chart. Demonstrate examples of the following: Church Starting Checklist Action Plan for Starting a Church</p>	<ul style="list-style-type: none"> <input type="checkbox"/> Print 111 Church Starting Portfolio. <input type="checkbox"/> Study chapters 1-2 in <i>Seven Steps to Planting a Church</i>. <input type="checkbox"/> Study questions 1-4 in <i>44 Questions for Church Planters</i>. <input type="checkbox"/> Type answers to the Portfolio quiz and journal in preparation for the class discussion and group activity. <input type="checkbox"/> Read the <i>Baptist Faith and Message</i> http://www.sbc.net/printfriendly.asp
2		<p>Step 3: Develop a Church Planting Team Step 4: Identify Resources Grade and discuss Portfolio quiz questions. Discuss and complete Portfolio journal reflections. Group Activity: Illustrate this session’s lesson.</p>	<ul style="list-style-type: none"> <input type="checkbox"/> Study chapters 3-4 in <i>Seven Steps to Planting a Church</i>. <input type="checkbox"/> Study questions 5-8 in <i>44 Questions for Church Planters</i>. <input type="checkbox"/> Type answers to the Portfolio quiz and journal in preparation for the class discussion and group activity. <input type="checkbox"/> Print an article relating to church starting: http://www.newchurches.com/
3		<p>Step 5: Evangelize Unreached People Step 6: Launch Public Ministry Step 7: Mobilize and Multiply Ministry Grade and discuss Portfolio quiz questions. Discuss and complete Portfolio journal reflections. Group Activity: Illustrate this session’s lesson.</p>	<ul style="list-style-type: none"> <input type="checkbox"/> Study chapter 5-7 in <i>Seven Steps to Planting a Church</i>. <input type="checkbox"/> Study questions 9-12 in <i>44 Questions for Church Planters</i>. <input type="checkbox"/> Type answers to the Portfolio quiz and journal in preparation for the class discussion and group activity. <input type="checkbox"/> Print an article relating to church starting: http://www.churchplantingvillage.net/site/c.iiJTKZPEJpH/b.744435/k.CBC4/Home.htm
4		<p>Calling Mission Assignment Grade and discuss Portfolio quiz questions. Discuss and complete Portfolio journal</p>	<ul style="list-style-type: none"> <input type="checkbox"/> Study chapters 1-3 in <i>Starting a New Church</i>. <input type="checkbox"/> Study questions 13-16 in <i>44 Questions for Church Planters</i>. <input type="checkbox"/> Type answers to the Portfolio quiz and journal in preparation for the class

Session	Date	Session Content	Assignment Due
		<p>reflections. Group Activity: Illustrate this session's lesson.</p>	<p>discussion and group activity. <input type="checkbox"/> Print a <i>Compass I</i> article relating to church starting: http://www.churchplantingvillage.net/site/c.iJTKZPEJpH/b.782495/k.D02A/Compass_I_Resources.htm</p>
5		<p>Guidance Support Values Grade and discuss Portfolio quiz questions. Discuss and complete Portfolio journal reflections. Group Activity: Illustrate this session's lesson.</p>	<p><input type="checkbox"/> Study chapters 4-6 in <i>Starting a New Church</i>. <input type="checkbox"/> Study questions 17-20 in <i>44 Questions for Church Planters</i>. <input type="checkbox"/> Type answers to the Portfolio quiz and journal in preparation for the class discussion and group activity. <input type="checkbox"/> Print an article relating to church starting: http://www.pastors.com/RWMT/MTArchive.asp</p>
6		<p>Team Proposal Salary Grade and discuss Portfolio quiz questions. Discuss and complete Portfolio journal reflections. Group Activity: Illustrate this session's lesson.</p>	<p><input type="checkbox"/> Study chapters 7-9 in <i>Starting a New Church</i>. <input type="checkbox"/> Study questions 21-24 in <i>44 Questions for Church Planters</i>. <input type="checkbox"/> Type answers to the Portfolio quiz and journal in preparation for the class discussion and group activity. <input type="checkbox"/> Print an article relating to church starting: http://www.pastors.com/RWMT/MTArchive.asp</p>
7		<p>Buildings Necessary Relationships Kickoff Grade and discuss Portfolio quiz questions. Discuss and complete Portfolio journal reflections. Group Activity: Illustrate this session's lesson.</p>	<p><input type="checkbox"/> Study chapters 10-12 in <i>Starting a New Church</i>. <input type="checkbox"/> Study questions 25-28 in <i>44 Questions for Church Planters</i>. <input type="checkbox"/> Type answers to the Portfolio quiz and journal in preparation for the class discussion and group activity. <input type="checkbox"/> Print an article relating to church starting: http://www.pastors.com/RWMT/MTArchive.asp</p>
8		<p>Structure Worship Preaching Plan Grade and discuss Portfolio quiz questions. Discuss and complete Portfolio journal reflections. Group Activity: Illustrate this session's</p>	<p><input type="checkbox"/> Study chapters 13-15 in <i>Starting a New Church</i>. <input type="checkbox"/> Study questions 29-32 in <i>44 Questions for Church Planters</i>. <input type="checkbox"/> Type answers to the Portfolio quiz and journal in preparation for the class discussion and group activity.</p>

Session	Date	Session Content	Assignment Due
		<p>lesson. Bring family and friends.</p>	<ul style="list-style-type: none"> ❑ Enroll in the next course and order textbooks.
9		<p>Money Membership Foundation Grade and discuss Portfolio quiz questions. Discuss and complete Portfolio journal reflections. Group Activity: Illustrate this session's lesson.</p>	<ul style="list-style-type: none"> ❑ Study chapters 16-18 in <i>Starting a New Church</i>. ❑ Study questions 33-36 in <i>44 Questions for Church Planters</i>. ❑ Type answers to the Portfolio quiz and journal in preparation for the class discussion and group activity.
10		<p>Minefields Multiplication Grade and discuss Portfolio quiz questions. Discuss and complete Portfolio journal reflections. Group Activity: Illustrate this session's lesson. Assign group presentations.</p>	<ul style="list-style-type: none"> ❑ Study chapters 19-20 in <i>Starting a New Church</i>. ❑ Study questions 37-44 in <i>44 Questions for Church Planters</i>. ❑ Type answers to the Portfolio quiz and journal in preparation for the class discussion and group activity.
11		<p>Final Examination Grade and discuss Portfolio final exam and journal. Group Activity: Students will work on group presentations.</p>	<ul style="list-style-type: none"> ❑ Summarize how to start a church in 1,000 words for Final Exam in the Portfolio. ❑ Prepare to work with your group in preparing to team-teach a group presentation using PowerPoint or handouts.
12		<p>Group Presentations: Students will team-teach in a group presentation: Steps to Starting a Church. Bring family and friends.</p>	<ul style="list-style-type: none"> ❑ Prepare for group presentations: Steps for Starting a Church.
13		<p>Individual Project or Sermon: Each student will present a project: Church Starting Checklist. Bring family and friends.</p>	<ul style="list-style-type: none"> ❑ Complete individual project: Church Starting Checklist
14		<p>Present Booklet or Term Paper: Each student will present a booklet: Action Plan for Starting a Church. Submit Portfolio for grading. Bring family and friends.</p>	<ul style="list-style-type: none"> ❑ Complete booklet or term paper: Action Plan for Starting a Church. ❑ Distribute the textbooks for the next course.

Notice: EBI holds to the [Baptist Faith and Message](#). The inclusion of articles, books, or external links in this list does not imply that the opinions expressed represent the official position of EBI. Primary resources dealing with cults, denominations, education, liberalism, postmodernism, secular culture, and world religions may be included.

Webliography: Church Planting External Links

1. Church Planting Village www.churchplantingvillage.net
<http://www.churchplantingvillage.net/site/c.iiJTKZPEJpH/b.744435/k.CBC4/Home.htm>
2. Church Starting Network http://www.churchstarting.net/leaders_of_csn.htm
3. Institute of Strategic Evangelism links <http://bgc.gospelcom.net/ise/links.html>
4. LifeWay.com church planting articles
<http://www.lifeway.com/lwc/mainpage/0,1701,M%253D50090,00.html>
5. Need Him <http://www.needhim.org/>
6. North American Mission Board <http://www.namb.net/site/pp.asp?c=9qKILUOzEpH&b=224374>
7. On Mission to Share Jesus <http://www.namb.net/site/pp.asp?c=9qKILUOzEpH&b=224378>
8. Rick Warren's Ministry ToolBox <http://www.pastors.com/RWMT/MTArchive.asp>
9. Sketches relating to evangelism <http://www.namb.net/site/pp.asp?c=9qKILUOzEpH&b=232045>
10. Witnessing to Postmoderns http://www.onmission.com/webzine/jan_feb02/post_moderns.htm
http://www.onmission.com/webzine/sept_oct02/truthquest.htm
http://www.onmission.com/webzine/sept_oct02/on_mission_resources.htm
http://www.onmission.com/webzine/mar_apr00/ready_answers.htm
http://www.onmission.com/webzine/sept_oct02/postmodern_postcards.htm

Church Leadership Email Subscriptions

1. ChristianityToday.com subscription
http://kedesh.christianitytoday.com/nlsubs/index.taf?_function=start&cc=bc_01
2. ChurchStaffing.com Newsletter subscription
<http://visitor.constantcontact.com/email.jsp?m=1011361662037>
3. Pastors.com subscription <http://www.pastors.com/aboutus/>
4. Leadership Wired <http://www.injoy.com/newsletters/subscribe.asp>
5. Pastor's Coach subscription <http://www.injoy.com/newsletters/> <http://www.injoy.com/thepastorscoach/>
6. Pastor's Weekly Briefing <http://www.family.org/pastor/pwbeform.cfm>
7. Shadow Mountain Community Church www.shadowmountain.org
8. Turning Point Hot Topics http://www.turningpointradio.org/hot_topics.html
9. Willmington's Bible Study Library (Theology and Bible Book Summaries)
http://www.churchplantingvillage.net/site/c.iiJTKZPEJpH/b.784509/k.67FF/Willmingtons_Bible_Study_Library_1_2.htm

"God has promised us that we are 'more than conquerors.' He has not left us alone; and as we study His Word, we'll find that He has already equipped us for victory." –David Jeremiah

Course Bibliography

- Anderson, Leith. *A Church for the 21st Century: Bringing Change to Your Church to Meet the Challenges of a Changing Society*. Minneapolis, MN: Bethany House, 1992.
- Barna, George. *The Habits of Highly Effective Churches*. Ventura, CA: Regal, 1999.
- Brock, Charles. *The Principles and Practice of Indigenous Church Planting*. Nashville, TN: Broadman, 1981. 0805463283
- Chaney, Charles L. *Church Planting at the End of the Twentieth Century*. Wheaton, IL: Tyndale, 1991. 0842302794
- Cheyney, Tom, J. David Putman, and Van Sanders, eds. *Seven Steps for Planting Churches*. Alpharetta, GA: North American Mission Board, SBC, 2003.
- Clegg, Tom, and Warren Bird. *Lost in America: How You and Your Church Can Impact the World Next Door*. Loveland, CO: Group Publishing, 2001.
- Conn, Harvie M., ed. *Planting and Growing Urban Churches: From Dream to Reality*. Grand Rapids, MI: Baker Academic, 1997. 080102109X
- DuBose, Francis M. *How Churches Grow in an Urban World*. Nashville, TN: Broadman, 1978. 0805425314
- Francis, Hozell C. *Church Planting in the African-American Context*. Grand Rapids, MI: Zondervan, 1999. 0310228778
- Hesselgrave, David J. *Communicating Christ Cross-Culturally*, 2nd ed. Grand Rapids, MI: Zondervan, 1991. 0310368111
- Hesselgrave, David J. *Planting Churches Cross-Culturally: North America and Beyond*, 2nd ed. Grand Rapids, MI: Baker, 2000. 0801022223
- Hodges, Melvin L. *The Indigenous Church: A Complete Handbook on How to Grow Young Churches*. Springfield: Gospel, 1976.
- Lewis, Larry. *Church Planter's Handbook*. Nashville, TN: Broadman, 1992. ISBN 080546068
- Malphurs, Aubrey. *Planting Growing Churches for the 21st Century: A Comprehensive Guide for New Churches and Those Desiring Renewal*, 3rd ed. Grand Rapids, MI: Baker Books, 2004. 0801065143
- McGavran, Donald Anderson. *How Churches Grow*. New York: Friendship, 1955.
- Moore, Ralph. *Starting a New Church: The Church Planter's Guide to Success*. Ventura, CA: Regal, 2002. 0830729666
- Murray, Stuart. *Church Planting: Laying Foundations*. PA: Herald Press, 2001. 083619148X
- Robb, John D. *Focus! The Power of People Group Thinking*. Monrovia, CA: MARC Publications, 1994.
- Schaller, Lyle E. and Edward Lee Tucker. *44 Questions for Church Planters*. Nashville, TN: Abingdon, 1991. 0687132843
- Stetzer, Ed. *Planting New Churches in a Postmodern Age*. Nashville, TN: Broadman and Holman, 2003. 0805427309
- Strobel, Lee. *Inside the Mind of Unchurched Harry and Mary*. Grand Rapids, MI: Zondervan, 1993. 0310375614
- Sylvia, Ron. *Starting High Definition Churches*. High Definition Resources, 2004. 0975450905
- Towns, Elmer L., and Douglas Porter. *Churches that Multiply: A Bible Study on Church Planting*. Beacon Hill, 2003. 0834120437
- Warren, Rick. *The Purpose Driven Church*. Grand Rapids, MI: Zondervan, 1995. 0310201063
- Wilson, Jim L. *Future Church: Ministry in a Post-Seeker Age*. Nashville, TN: Broadman and Holman, 2004. ISBN 0805431349

Transfer of Credits to Southern California Seminary


To transfer credits from Equip Biblical Institute to Southern California Seminary, students must present a complete portfolio of their course work. The portfolio consists of the quizzes, journal reflections, booklets or term papers, and exams for each course. Upon successful completion of the course, students may transfer units into the Bachelor of Arts in Biblical Studies degree. If the portfolio for a course is not complete, the credits may not be transferable.

Attendance Policy. Attending class on time is important to receive the most out of the course. Entering class late disrupts the learning process of all students. Students are permitted three absences for a 14-week semester course. For the semester (28 classroom hours plus 56 homework hours) courses, more than 10 minutes late is a *Tardy*; more than 20 minutes late is an *Absence*. Two tardies count as one absence. College credit cannot be transferred to Southern California Seminary when a student misses four or more class sessions. A grade of NC (No Credit) will be recorded when a student misses four sessions or does not complete coursework on time. Exceptions must be *approved in writing* by the class instructor, the Site Director, and the Director of Equip Biblical Institute and will involve additional assignments mandated by Equip Biblical Institute. Students who attend all 14 sessions will receive 100 points.

Objective. The objective of this course is to take student-leaders from where they are and move them to where they need to be. Students will learn how (1) to read with their brains, (2) to remember what they have read, (3) to sharpen their thoughts through journaling, (4) to speak effectively before others, (5) to work as learning teams of leaders, and (5) to biblically apply what they are learning to life, family, and ministry. Adults learn in multiple ways and so this course incorporates multiple learning styles. By applying these concepts of champion learners, students will improve with each course they take as they are equipped in Bible knowledge, Christian character, and ministry skills. Welcome to Church Starting.

Grading Scale

Grade	Percent	Points
A	= 95-100%	950-1000
A-	= 90-94%	900-949
B+	= 87-89%	870-899
B	= 84-86%	840-869
B-	= 80-83%	800-839
C+	= 77-79%	770-799
C	= 74-76%	740-769
C-	= 70-73%	700-739
NC	= Below 70%	000-699



Student Evaluation

	Points
Quizzes/Journal/Group Activities	50% 500
Discussion/Attendance	10% 100
Group Presentation	10% 100
Individual Project or Sermon	10% 100
Booklet or Term Paper	10% 100
Final Exam	10% 100
Total	100% 1,000

Course Points

- Quizzes/Journal/Group Activities** of each session are worth 50 points (500 points total).
- Discussions/Attendance:** Students who attend all 14 sessions receive 100 points.
- Group Presentation** is worth 100 points.
- Individual Project** or Sermon is worth 100 points.
- Booklet** or Term Paper is worth 100 points.
- Final Exam** is worth 100 points.

Quiz 1	Quiz 2	Quiz 3	Quiz 4	Quiz 5	Quiz 6	Quiz 7	Quiz 8	Quiz 9	Quiz 10	Final Exam	Attendance	Group Presentation	Individual Project	Booklet Paper	Total Points	Grade

_____	_____	_____
Student Signature	Typed or printed name	Date
_____	_____	_____
Instructor Signature	Typed or printed name	Date
_____	_____	_____
Site Director Signature	Typed or printed name	Date



Equip Biblical Institute
Church Planting * Team Leadership * Pastors Institute
 2100 Greenfield Drive, El Cajon, CA 92019



Grade Report

This is an official document and must be typed or computer-generated.

--	--

Today's Date

Name of EBI Teaching Site

--	--	--

First

Middle

Full Last Name

--	--	--	--

Street

City

State/Country

Zip

--	--	--

Home Phone

Cell or Work Phone

Email

Semester: Fall (September-December) Spring (January-April) Summer (May-August)
 Year: _____ Check if any information above needs to be updated.

Course Code	Course Title	Name of Instructor	Start Date	End Date	Units	Grade
111	Church Starting				2	

This student earned the above grade.

 Instructor Signature

 Printed Name

 Date

 Site Director Signature

 Printed Name

 Date

 Registrar Signature

 Printed Name

 Date

Order textbooks at least six weeks before the course starts.

- (1) The Professor will grade the **Portfolio** and return it to the student with the student's grade on the front.
- (2) The Site Director will sign and keep a copy of this **Grade Report** in the teaching site files.
- (3) The Site Director will mail or email this **Grade Report** to gwoods@socalsem.edu.

Equip Biblical Institute
 Dr. Gary C. Woods
 2100 Greenfield Drive
 El Cajon, CA 92019-1161